




<p>Summer Term Week 3– Class 1</p>	<p>East Anstey Reception Activity suggestions... Please pick and choose activities and adapt to your Childs interests... Most importantly enjoy your time playing and learning together.</p>
<p>Hello! Keep in touch...</p>	<p>Tapestry – Please log as much as you can about your child’s play during the next few weeks. If you can’t remember your login you can message me on Class Dojo and send photos too. Let’s share play ideas too! Please send in feedback and play ideas; I can add to next week’s sheet. Thank you!</p>
<p><b>Week 3–</b> <i>Personal, social and emotional development</i></p>	<ul style="list-style-type: none"> <li>- <b><u>Mini me adventures:</u></b> Take a photo of yourself and if you can print it out. Stick onto a small bottle or pot. See below: <ul style="list-style-type: none"> <li>- Can you take yourself on an adventure? Imagine you’ve been shrunk to the size of a mouse. Where would you go? What adventures would you have? Can you take a picture of your mini me in different places? Make up a story or adventure to tell someone in your family. (If you can’t print pictures you could always draw a mini me!)</li> </ul> </li> <li>• Play some board or card games. Taking turns winning and losing is a really important skill in the Early Years. Let me know your favourite games. We like Uno, Monopoly and Playing cards in my house. What game do you like?</li> </ul>  
<p><i>Communication and language</i></p>	<ul style="list-style-type: none"> <li>• <a href="https://www.topmarks.co.uk/Flash.aspx?bbc=iHearThunder">https://www.topmarks.co.uk/Flash.aspx?bbc=iHearThunder</a> Here is the rhyme ‘I hear thunder.’ Can you sing along with the video?</li> <li>• Linked to our ‘What the ladybird heard story’ - can you make and decorate some eggs? In the story the thieves keep stealing the eggs from the hen. Draw and decorate some eggs and play ‘Kim’s game’ (Place your eggs on a tray and everyone take a good look. Then you place all of the decorated eggs under a cloth, someone takes one of the eggs secretly and the other players have to guess which egg is missing.)</li> </ul>
<p><i>Literacy</i></p>	<ul style="list-style-type: none"> <li>• <b><u>Here is some English linked to the story</u></b> ‘What the ladybird heard’ by Julia Donaldson <a href="https://www.youtube.com/watch?v=Eu9mPX7DuLA">https://www.youtube.com/watch?v=Eu9mPX7DuLA</a></li> <li>• In the story the cow thieves make a map – Can you make a map of the farm and explain to someone in your family where all the buildings and animals are? Try and use words like - next to or above or under or behind or in front ( this is positional language.)</li> </ul>



- Can you make your own map of where you live, or your garden? Could you hide a toy for someone to find? You need to give them directions and say things like hotter or colder when they are closer or further away from the hiding place. Don't forget to use words like: it between.... Its under.... Its next to...

## Reading

**Reading** from school books or levelled online ebooks from Oxford Owls: [Oxfordowl.co.uk/for-home/find-a-book/library-page/](http://Oxfordowl.co.uk/for-home/find-a-book/library-page/)  
A fantastic library of levelled books for your children to read. Filter by level and then letters and sounds phase:  
Reception = phase 2 or 3  
Year one = phase 5  
Year two = phase 5 and 6

- <https://www.bbc.co.uk/cbeebies/grownups/the-alphablocks-guide-to-phonics> - Alphablocks videos - great for going over phonics
- <https://www.bbc.co.uk/cbeebies/shows/alphablocks>

## Phonics

**Online:** [https://www.teachyourmonstertoread.com/accounts/sign\\_in](https://www.teachyourmonstertoread.com/accounts/sign_in)

You create a log in for your child and then work through the levels – the best thing is for all children to work through stage one: phase 2 phonics and then onto stage two and three. Older children will find the early stages easy but it will be good revision and then they will get onto the harder stages.

Access <https://new.phonicsplay.co.uk/> and use the following log in details for free access: **Username: march20**

**Password: home**

**Look at phase 2 and phase 3 sections and play the games.  
Great fun!**

## Physical development

<https://www.youtube.com/user/thebodycoach1>  
Joe Wicks

[www.twinkl.co.uk](http://www.twinkl.co.uk) – Joe Wicks 5 minute move work out cards.

Youtube yoga for children :

Cbeebies Boogie Beebies <https://www.bbc.co.uk/programmes/b006mvsc>

## Maths


- **Here is some maths linked to the story** 'What the ladybird heard' by Julia Donaldson

<https://www.youtube.com/watch?v=Eu9mPX7DuLA>

Listen to the story before you do the activities:

- Could you draw or paint some of the animals from the story? How many legs do they have? Which animal has the most legs?

- **Ladybird cookies:** You could make some round cookies like ladybirds? If you have some icing sugar you could give them some spots. Can you make sure that your ladybird has the same spots on both wings – you have made a double. What different doubles can you make? (if you can't make cookies, you could draw and paint some ladybirds. Or make playdough ladybirds and use buttons or coins for spots. )
- **Remember 'Kim's game'** (see speaking and listening) – you could play that game with different shapes – Draw some circles, squares, triangles and rectangles of different colours and sizes. Hide them under a cloth and then someone steals a shape. Which one has been taken? You could use fewer shapes to make it easy or add shapes like hexagons, pentagons or octagons to make it more of a challenge.
- **Spotting Spots:** Roll a dice and see if you can recognise the number really quickly. Can you do that many actions? (jumps, hops, claps etc) Make some pictures of the spots on a dice – get a grownup to hide some pasta/beans or lego etc under a cup – when they lift the cup, you must slap the dice picture showing the right number. (This is about automatically recognising numbers rather than counting. Start with 1-6 spot cards, you could then move on to higher numbers.)



- <https://www.bbc.co.uk/cbeebies/shows/numberblocks>  
Use number blocks as a warm up into some maths activities - there are many videos of various levels so choose the ones that suit.
- New online resource linked to Mathletics - <https://earlylearners.mathletics.com/videos-intro.html> lots of videos, storybook maths and some worksheets if you would like to print any off.

## Understanding the world

**Looking at the weather** Can you make a simple weather chart for this week? Draw a picture of the weather each day. Is it mostly sunny? Warm? Cool? Rainy? What is your favourite kind of weather.



<https://www.bbc.co.uk/teach/class-clips-video/science-ks1-ks2-seasonal-changes-behaviour-animals-growth-cycle-plants/zfynvk7>

Here is a video clip showing signs of spring. How many of these have you seen. Can you draw a picture of your garden or outside your house? How

many signs of Spring can you include in your picture? Could you label some of them using your letter spelling card?

- **Miniature tray garden:** If you have an old gardening tray or something similar at home you could make a mini garden. Fill it with soil and add grass, moss, stones for a path. Could you make a little pond? Or a garden shed? How would you make the trees? Or the flower beds? Can you make some critters to live in your garden?

Expressive  
arts and  
design



- If you have room in your fridge – can you make a piece of frozen art? How long does it last outside? Where could you put it to make it last longer?



- Finger print gardens!



- Using natural materials like twigs to make art. Don't forget you can paint on newspaper, old cereal boxes etc. It doesn't have to be nice white paper.