






<p>Summer Term Week 5– Class 1</p>	<p>East Anstey Reception Activity suggestions... Please pick and choose activities and adapt to your Childs interests... Most importantly enjoy your time playing and learning together.</p>
<p>Hello! Keep in touch...</p>	<p>Tapestry – Please log as much as you can about your child’s play during the next few weeks. If you can’t remember your login you can message me on Class Dojo and send photos too. Let’s share play ideas too! Please send in feedback and play ideas; I can add to next week’s sheet. Thank you!</p>
<p>Week 5– <i>Personal, social and emotional development</i></p>	<p>Work based on The very hungry Caterpillar.</p> <ul style="list-style-type: none"> • Make a healthy snack – can you use the story of ‘The very hungry Caterpillar’ to inspire you to be creative. What healthy foods are you going to eat.  <ul style="list-style-type: none"> • Talk to your family about why it is important to eat healthily and why you should eat lots of fruit and vegetables. • Follow this link to find lots of video and games linked to food and healthy eating. <p>https://www.bbc.co.uk/cbeebies/topics/food</p>
<p><i>Communication and language</i></p>	<p>Could you go on a food hunt around the house? Gather together packets and some fresh food. Can you sort your food into healthy and not healthy? Are there any foods that are a bit of both?</p> 
<p>Literacy The Very Hungry Caterpillar</p>	<p>Watch a video of Eric Carle reading his story https://www.youtube.com/watch?v=eXHScpo_Vv8</p> <ul style="list-style-type: none"> • Can you make your own zig zag Hungry Caterpillar book? What food would you choose? You could draw and label your favourite foods to eat.  <p>My zig zag book might have 1 strawberry , 2 bananas, 3 biscuits, 4 cups of tea, 5 chocolate buttons, 6 roast potatoes..... try and write your own labels using your phonics card.</p>

	<ul style="list-style-type: none"> • Can you draw a story map of the hungry caterpillar? Draw his journey and label what happens to him. Can you retell your story to someone in your family?  <ul style="list-style-type: none"> • 'Once upon a time there was a little egg. On night it hatched and out popped a tiny caterpillar....On Monday he ate one apple.' <ul style="list-style-type: none"> • https://www.twinkl.co.uk/resource/t-t-1220-the-very-hungry-caterpillar-story-sequencing-4-per-a4 follow this link for some story sequencing cards
Reading	<p>Reading from school books or levelled online ebooks from Oxford Owls: Oxfordowl.co.uk/for-home/find-a-book/library-page/ A fantastic library of levelled books for your children to read. Filter by level and then letters and sounds phase: Reception = phase 2 or 3 Year one = phase 5</p>  <p>Year two = phase 5 and 6</p> <ul style="list-style-type: none"> • https://www.bbc.co.uk/cbeebies/grownups/the-alphablocks-guide-to-phonics - Alphablocks videos - great for going over phonics • https://www.bbc.co.uk/cbeebies/shows/alphablocks
Phonics	<p>Online: https://www.teachyourmonstertoread.com/accounts/sign_in</p> <p>You create a log in for your child and then work through the levels – the best thing is for all children to work through stage one: phase 2 phonics and then onto stage two and three. Older children will find the early stages easy but it will be good revision and then they will get onto the harder stages.</p> <p>Access https://new.phonicsplay.co.uk/ and use the following log in details for free access: Username: march20 Password: home Look at phase 2 and phase 3 sections and play the games. Great fun!</p>
Physical development	<ul style="list-style-type: none"> • Make some playdough – can you make a caterpillar by rolling, squashing and squeezing. (fine motor control) What other garden minibeasts can you make.

<https://www.youtube.com/user/thebodycoach1>

Joe Wicks

www.twinkl.co.uk – Joe Wicks 5 minute move work out cards.

Youtube yoga for children :

Cbeebies Boogie Beebies <https://www.bbc.co.uk/programmes/b006mvsc>

Bean game – Play the bean game together, one of our favourite warm up activities.

<https://www.pinterest.co.uk/pin/398920479469170909/> see image.



*Banana Tag -Some of the children may be able to remember our game banana tag. When you are tagged you have to hold your arms high, and stand still as a banana, when you are realised by another player your arms are GENTLY pulled down, 'peel the banana', enabling the player to run around again. After a while swap the 'tagger'.

Practice dressing independently

Can your child... push arms into sleeves, fasten Velcro, put on socks, large buttons undone, zip coat. Create a checklist together and awards when a new skill is tried and then succeeded! Strive for independence.

Maths
Linked to
the Very
Hungry
Caterpillar

- There are lots of circles in the story of the Very Hungry Caterpillar - can you find them and count them – how many circles did you find altogether?
- Can you make some fingerprint caterpillars, start with one print, then make your next caterpillar have 2 prints, then 3.... Add one more each time. Write the number of fingerprints next to each caterpillar.




- Can you use all of your fingers – how many fingerprints would that be?
- Challenge: can you make caterpillar number sentences? $\text{blue circle} + \text{blue circle} = 5$

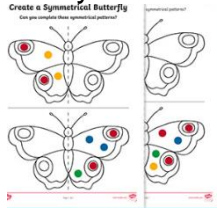
- Remembering our shapes from last week, could you make some minibeast friends using different 2D shapes – what about pentagons, hexagons and octagons?



- Look at some repeating patterns – can you make different caterpillars with different patterns.



- Can you make symmetrical butterfly prints –



Draw a large butterfly – fold the butterfly in half, paint or fingerprint on one half of the paper then fold over and press down. Open up to reveal a symmetrical pattern.

Understanding the world

<https://www.bbc.co.uk/iplayer/episode/m0004xrx/sign/maddies-do-you-know-series-3-7-butterfly-and-wallpaper>



* Watch this clip all about butterflies and their life cycle – can you make a picture of a butterfly's life cycle? It could be with pasta or you could make a picture your own way, by colouring, collage or paints. There are 4 stages to a butterfly's life – egg, caterpillar, chrysalis and butterfly. How could you show them?


Expressive arts and design



can you make your own picture of a butterfly – you could cut and stick, paint or colour.



you could make a caterpillar from left over egg boxes.



How about a duplo or lego caterpillar?



OR a handprint caterpillar.

Whatever you make have fun and I can't wait to see them.