
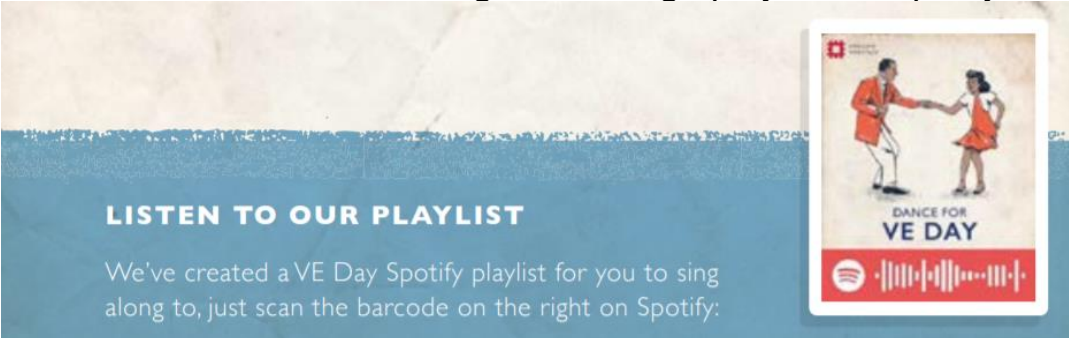


<p>Summer Term Week 4– Class 1</p>	<p>East Anstey Reception Activity suggestions... Please pick and choose activities and adapt to your Childs interests... Most importantly enjoy your time playing and learning together.</p>
<p>Hello! Keep in touch...</p>	<p>Tapestry – Please log as much as you can about your child’s play during the next few weeks. If you can’t remember your login you can message me on Class Dojo and send photos too. Let’s share play ideas too! Please send in feedback and play ideas; I can add to next week’s sheet. Thank you!</p>
<p>Week 4– <i>Personal, social and emotional development</i></p>	<p style="text-align: center;"><u>CELEBRATING VE DAY</u></p> <ul style="list-style-type: none"> ➤ Could you make a VE day picnic? Research what kinds of food would have been eaten in 1945. Could you make sandwiches, cakes and have your own VE day garden party. Some of the above links have bunting you could print out or you could make your own bunting with whatever you have at home. <div style="text-align: center;">  </div> <ul style="list-style-type: none"> ➤ <p> Wartime Recipe Booklet Wartime Ration Recipes WW2 Cake Wartime Scones Jam Tarts </p>
<p><i>Communication and language</i></p>	<p>Music: how about trying some singing this week. BBC bitesize has a music lesson for you to follow along with. https://www.bbc.co.uk/bitesize/articles/zr4nscw Perhaps you could learn one of the VE day songs – see words below. There is an English Heritage playlist on Spotify.</p> <div style="text-align: center;">  </div>

LAMBETH WALK

Any time you're Lambeth way
Any evening, any day.
You'll find us all,
Doing the Lambeth Walk - oi!

Every little Lambeth gal,
With her little Lambeth pal.
You'll find 'em all
Doin' the Lambeth Walk - oi!

Everything free and easy,
Do as you darn well pleasy.
Why don't you make your way there
Go there, stay there.

Once you get down Lambeth way
Every evening, every day,
You'll find yourself
Doin' the Lambeth Walk - oi!

WHITE CLIFFS OF DOVER

There'll be bluebirds over,
The white cliffs of Dover,
Tomorrow, just you wait and see.

There'll be love and laughter,
And peace ever after,
Tomorrow when the world is free.

The shepherd will tend his sheep,
The valley will bloom again.
And Jimmy will go to sleep,
In his own little room again.

There'll be blue birds over,
The white cliffs of Dover,
Tomorrow, just you wait and see

Literacy

- Write a letter to someone that you can't see at the moment. Maybe your Grandma or Grandpa or perhaps a special friend or aunt. Tell them what you are up to and ask them how they are.
- Try and use the word 'Dear...' to start your letter. Use your phonics cards to help sound out your spellings.
- On Friday we are celebrating VE day – a day where we say thank you to people who help us – soldiers during WW2 but we could also think about people who are helping us at the moment like nurses and doctors in the NHS. If you haven't already why don't you make a thankyou rainbow – you could paint it, colour it, make a collage or make a model using toys and take a photo.
- Create a writing tray, add glitter or rice to the tray. A brush or end of pencil or their finger can be used to create marks. Provide the children with written letters to write, or lay letter beneath the rice for the children to uncover. Have a go at drawing shapes in the tray too.
- **Phase 2 and 3 words to practise writing:** I no go the to into (phase 2)
He she we me be you are her was all they my (phase 3)


Reading

Reading from school books or levelled online ebooks from Oxford Owls:
Oxfordowl.co.uk/for-home/find-a-book/library-page/
A fantastic library of levelled books for your children to read. Filter by level and then letters and sounds phase:

Reception = phase 2 or 3

Year one = phase 5

Year two = phase 5 and 6



Just keep Reading!!

- <https://www.bbc.co.uk/cbeebies/grownups/the-alphablocks-guide-to-phonics> - Alphablocks videos - great for going over phonics
- <https://www.bbc.co.uk/cbeebies/shows/alphablocks>

Phonics

Online: https://www.teachyourmonstertoread.com/accounts/sign_in

You create a log in for your child and then work through the levels – the best thing is for all children to work through stage one: phase 2 phonics and then onto stage two and three. Older children will find the early stages easy but it will be good revision and then they will get onto the harder stages.

Access <https://new.phonicsplay.co.uk/> and use the following log in details for free access: **Username: march20**

Password: home

Look at phase 2 and phase 3 sections and play the games. Great fun!

Physical development

<https://www.youtube.com/user/thebodycoach1>

Joe Wicks

www.twinkl.co.uk – Joe Wicks 5 minute move work out cards.



Youtube yoga for children :

Cbeebies Boogie Beebies <https://www.bbc.co.uk/programmes/b006mvsc>

Bean game – Play the bean game together, one of our favourite warm up activities.

<https://www.pinterest.co.uk/pin/398920479469170909/> see image.



	<p>*Banana Tag -Some of the children may be able to remember our game banana tag. When you are tagged you have to hold your arms high, and stand still as a banana, when you are realised by another player your arms are GENTLY pulled down, 'peel the banana', enabling the player to run around again. After a while swap the 'tagger'.</p> <p>Practice dressing independently Can your child... push arms into sleeves, fasten Velcro, put on socks, large buttons undone, zip coat. Create a checklist together and awards when a new skill is tried and then succeeded! Strive for independence.</p>
<p>Maths</p> 	<ul style="list-style-type: none"> • Giants Castle; build a castle using blocks and boxes. Look closely at Flat (2D shapes e.g. square) and Solid shapes (3D shapes e.g. cube). Build and balance blocks looking at the shape; straight, edge, long, thin, wide, points, face. <p>https://www.twinkl.co.uk/resource/t-n-105-2d-shape-word-mat https://www.twinkl.co.uk/resource/t-n-106-3d-shape-word-mat * Shape colouring - https://www.twinkl.co.uk/resource/t-n-4957-colour-by-2d-shapes * Shape pattern game https://www.topmarks.co.uk/ordering-and-sequencing/shape-patterns *Shape monster game https://www.topmarks.co.uk/early-years/shape-monsters</p>
<p>Understanding the world</p>	<ul style="list-style-type: none"> • Create fairy garden or a mini farm yard in a in a tray or in a corner of your garden. Collect natural and man-made materials. Compare the materials what are they made from (e.g. plastic, wood – which is natural?) Collect resources when out for your daily exercise. Where could your ladybird live?
<p>Expressive arts and design</p> 	<ul style="list-style-type: none"> • Can you make some bunting to decorate your house for VE day? Using blue and yellow and red what other colours can you mix. These are our primary colours and all other colours are made from these. • Can you mix the colours to make the NHS rainbow – how many different kinds of rainbows can you create – lego, bricks, moshi monsters, flowers, paper, painting, crayons, felts, buttons, leaves....etc Look out for rainbows this week as we are getting lots of sunshine and showers.